



2011 Illinois School Profile

A Brief Guide for Parents

This Profile provides information about our school's students, teachers, student test scores, class sizes and district's budget. For more details, please contact school staff or go to the Illinois State Report Card link on the ISBE web site: www.isbe.net.

Andrew Cooke Magnet Elem School
Waukegan CUSD 60
Waukegan, ILLINOIS
Grades: K 1 2 3 4 5
RCDTS Code: 34-049-0600-26-2006



Key Statistics

Number of Students	485
Attendance Rate	96.2

AVERAGE CLASS SIZE

	School	State
Kindergarten	20.5	20.9
Grade 1	18.0	21.6
Grade 2	19.2	21.8
Grade 3	15.2	22.3
Grade 4	16.8	22.9
Grade 5	14.3	23.3
Grade 6		
Grade 7		
Grade 8		
High School		



Student Information

RACIAL/ETHNIC BACKGROUND (%)

	School	State
White	15.3	51.4
Black	16.1	18.3
Hispanic	59.4	23.0
Asian	3.5	4.1
Pacific Islander	0.2	0.1
Native American	1.0	0.3
Multiracial/Ethnic	4.5	2.8

ADDITIONAL INFORMATION (%)

	School	State
Low Income	58.1	48.1
Limited English Proficient	14.6	8.8
Mobility	2.6	12.8
Students with Disabilities	8.2	14.0





Teacher Information

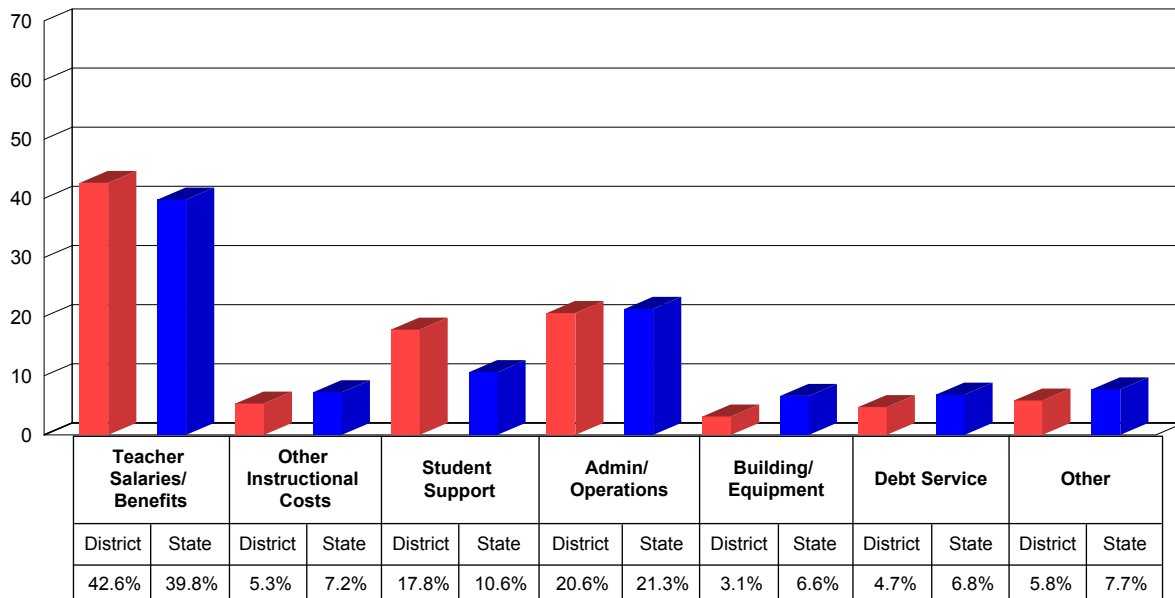
	District	State
Average Teaching Experience (Years)	11.0	13.2
% Teachers with Emergency or Provisional Credentials	1.9	0.6
Average Teacher Salaries	\$56,253	\$64,978
% Teachers with Graduate Degrees	53.0	60.4



School District Finances

This chart shows how we spent our money as a district in the 2009-10 school year. Instructional costs include books and classroom materials. Student support includes counseling, transportation and food service. Administration/operations includes principal salaries and the cost of janitorial services. Building/equipment and debt service include the costs of school facilities.

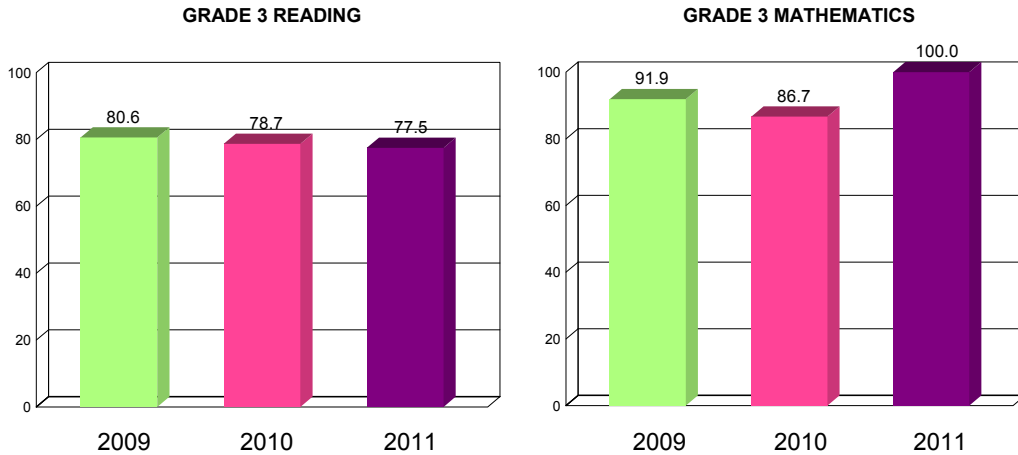
DISTRICT SPENDING





How our students do on state tests is just one way to measure their academic achievement. You can compare the percentage of our students that meet or exceed standards on statewide tests to the statewide percentage. You should also look at how this year's results compare to previous years'. The Illinois Standards Achievement Test (ISAT) is the state test administered to students in selected elementary grades. The Prairie State Achievement Examination (PSAE) is the state test that students take in the 11th grade.

GRADE 3 ISAT - READING AND MATHEMATICS (PERCENT MEETING OR EXCEEDING STANDARDS)

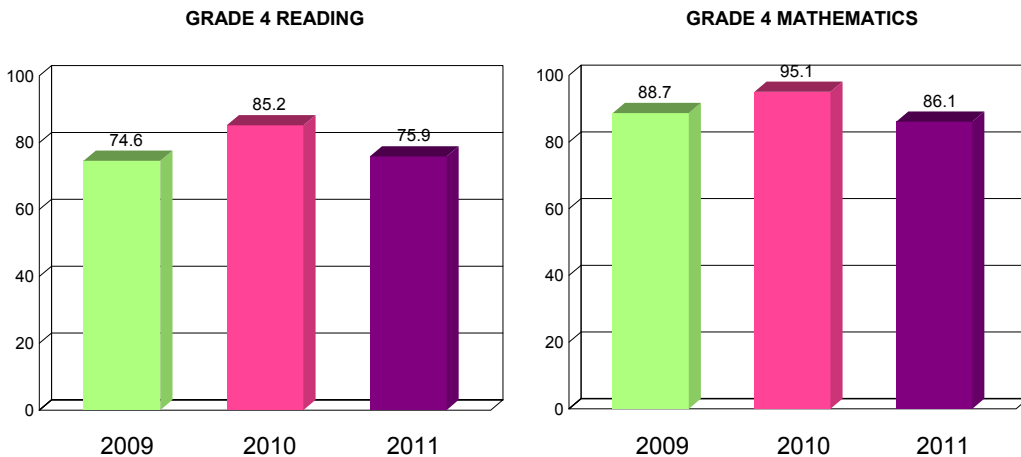


2011 - Grade 3 ISAT Reading and Mathematics (Percent Meeting or Exceeding Standards)

	Reading
School	77.5
State	74.7

	Mathematics
School	100.0
State	87.3

GRADE 4 ISAT - READING AND MATHEMATICS (PERCENT MEETING OR EXCEEDING STANDARDS)



2011 - Grade 4 ISAT Reading, Mathematics and Science (Percent Meeting or Exceeding Standards)

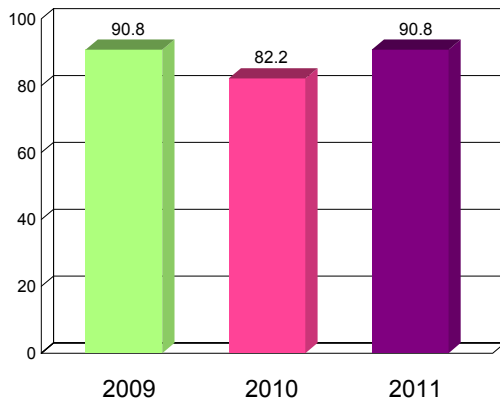
	Reading	Mathematics	Science
School	75.9	86.1	69.6
State	74.7	87.7	79.3



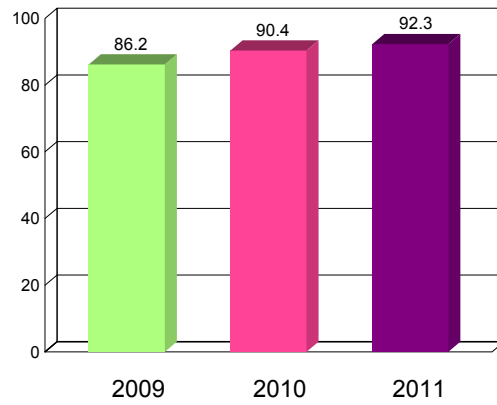


GRADE 5 ISAT - READING AND MATHEMATICS (PERCENT MEETING OR EXCEEDING STANDARDS)

GRADE 5 READING



GRADE 5 MATHEMATICS



2011 - Grade 5 ISAT Reading and Mathematics (Percent Meeting or Exceeding Standards)

	Reading
School	90.8
State	76.4

	Mathematics
School	92.3
State	84.0





Adequate Yearly Progress

The No Child Left Behind Act and Illinois law require the State to measure whether our school is making Adequate Yearly Progress (AYP). AYP is based on the percent of students that meet/exceed standards on state tests, both as a whole and by different subgroups. Schools must also meet minimum attendance or graduation rates. If a school does not make AYP in the same subject area for two consecutive years, it is identified for School Improvement.

Is this school making Adequate Yearly Progress (AYP)?	No
Is this school making AYP in Reading?	No
Is this school making AYP in Mathematics?	Yes

Has this school been identified for School Improvement according to the AYP specifications of the federal No Child Left Behind (NCLB) Act?	No
2011-12 Federal Improvement Status	
2011-12 State Improvement Status	

This School Profile was prepared for you in partnership with the Illinois State Board of Education.



Illinois School Profile
A Brief Guide for Parents

Illinois State Board of Education

